

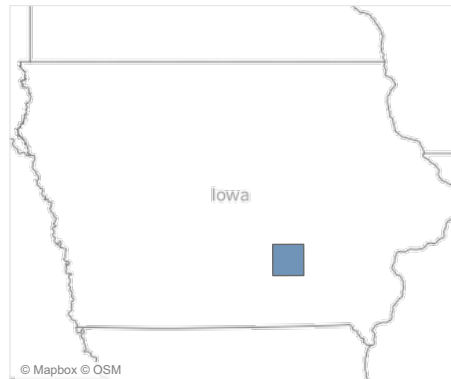


Social Characteristics: Mahaska County, Iowa

2012-2016 American Community Survey 5-year period estimates (unless noted)

County
Mahaska County

Educational Attainment (Population 25 years of age and over)



	Estimate	Percent
Total	15,056	100.0%
Less than 9th grade	388	2.6%
9th to 12th grade, no diploma	951	6.3%
High school graduate	5,605	37.2%
Some college, no degree	3,122	20.7%
Associate's degree	1,391	9.2%
Bachelor's degree	2,546	16.9%
Graduate degree or higher	1,053	7.0%

Average household size



2.4

Average family size

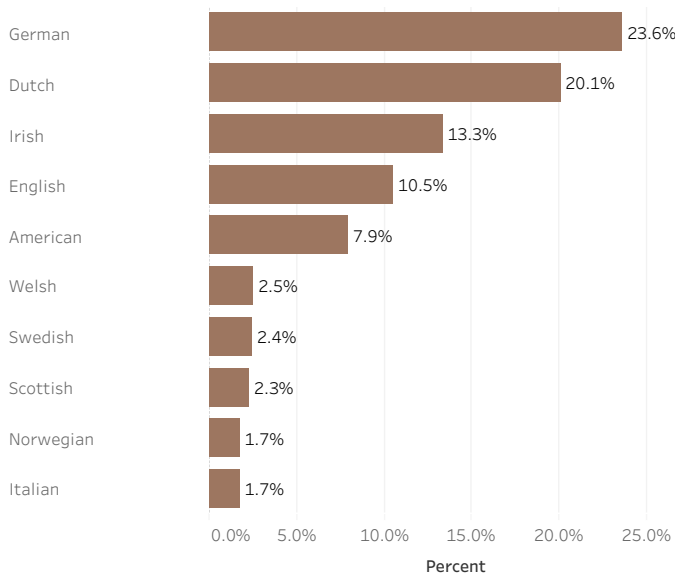


2.9

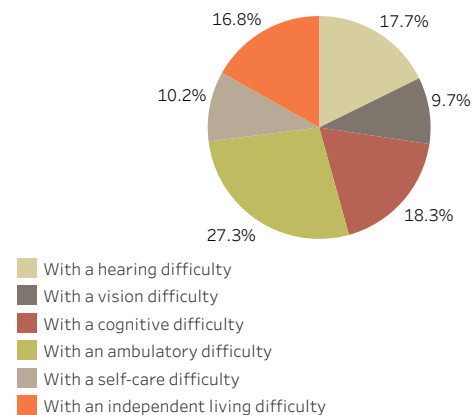
Period of Service for Veterans

	Estimate	Percent
Civilian population 18 years & over	17,054	
Total Veteran population	1,310	
Gulf War (9/2001 or later)	189	14.4%
Gulf War (8/1990 to 8/2001)	156	11.9%
Vietnam era	547	41.8%
Korean War	184	14.0%
World War II	85	6.5%

Ancestry



Type of disability for the population in Mahaska County with a disability



Created by the State Data Center of Iowa
 Contact information: State Library of Iowa, State Data Center
 Program, <http://www.iowadatacenter.org>, 800-248-4483,
 census@iowa.gov